



Interactive  
Play

INTERACTIVewaterparks.com

# Product Details


2024 WATER FEATURE  
SPECIFICATIONS

# Water Cannon

IP Product ID: IPCA200000



Interactive  
Play



Alternate colors and theming available



## Water Effects + Play Features

[Watch Epic Water Feature](#)



### Interactive

- Air-powered explosive water cannon with a standard pull trigger, also compatible with alternative control methods.
- Optional light bar display for water level and fire readiness status.



## Water Feature Specifications

Details	
Dimensions	32" x 64" x 72"
Water Requirements	35 GPM @ 2.6 PSI
Air Requirements	1.5 cfm @ 90 PSI
Cycle Frequency	~ 20 seconds
Spray Area	Shoots water 30-40 ft
Mounting	8 mounting holes for 1/2 in bolts

## Construction Details

- Constructed of stainless steel
- UV and corrosion resistant coating
- Premium pull rope for trigger
- Assembly hardware is 316 stainless steel
- IP rated light bar with high brightness for daytime visibility
- Adjustable side to side movement
- Low voltage electrical for sensor, solenoid, and light bar
- Compressed air required for this feature, air reserve tank is contained within feature base
- Cycle time, air and water requirements can all be adjusted



# Power Plunge

IP Product ID: IPPP100000



Alternate colors and theming available

## Water Effects + Play Features



### Air-Powered

- The upper barrel gradually fills with water as a steam whistle builds anticipation, then an air-powered cylinder lifts, unleashing a stunning 360-degree water spray.



Watch Epic Water Feature

## Water Feature Specifications

Details	
Dimensions	88" x 88" x 354"
Water Requirements	150 GPM @ 13 psi
Water Volume	Barrel holds 750 gallons of water
Air Requirements	7.5 CFM @ 100 psi
Cycle Frequency	5-8 minutes
Spray Area	30 ft diameter 360-degree water spray
Mounting	3/4 in anchor studs

## Construction Details

- Constructed of stainless steel
- UV and corrosion resistant coating
- Assembly hardware is 316 stainless steel
- Compressed air required for this feature
- The level sensor is IP69 rated and 316 stainless steel
- The fill rate and dump timing can be adjusted
- The whistle can be easily enabled or disabled

# Depth Charge


IP Product ID: IPDC100002



Interactive  
Play



Alternate colors and theming available



Watch Epic Water Feature

## Water Effects + Play Features



### Interactive

- A burst of air shoots up from a drain grate on the pool floor, creating a thrilling splash like a mine detonation.

## Water Feature Specifications

Details	
Dimensions	7" x 7" x 5"
Water Requirements	N/A
Air Requirements	10 CFM @ 40 psi
Cycle Frequency	2 seconds
Spray Area	3ft diameter
Mounting	Flush mounted


## Construction Details

- Standard PVC drain assembly
- Assembly hardware is 316 stainless steel
- Cycle time and air quantity can be customized as needed
- Low voltage electrical for solenoid
- Can be activated via input device or controller





Alternate colors and theming available



Lively Social Play

## Water Effects + Play Features

### Interactive



- Press the button on the handle to set the aquatic adventure in motion, sending a friendly stream of water from the barrel for younger players to enjoy.

## Water Feature Specifications

Details	
Dimensions	14" x 32" x 36"
Water Requirements	5 GPM @ 1.3 psi
Blaster Range	20 ft
Mounting	4 mounting holes for 1/2 in bolts

## Construction Details

- Constructed of stainless steel
- UV and corrosion resistant coating
- Assembly hardware is 316 stainless steel
- Adjustable side to side movement
- Low voltage electrical for sensor and solenoid



Alternate colors and theming available



Lively Social Play

## Water Effects + Play Features



### Interactive

- Activate the Rusher with its built-in trigger on the handle. Kids adjust the aim of the blaster side to side and up and down, creating a dynamic water flow.

## Water Feature Specifications

Details	
Dimensions	32" x 14" x 44"
Water Requirements	5 GPM @ 1.7 psi
Air Requirements	5 CFM @ 40 psi
Cycle Frequency	8 seconds
Blaster Range	40 ft
Mounting	4 mounting holes for 1/2 in bolts

## Construction Details

- Constructed of stainless steel
- UV and corrosion resistant coating
- Assembly hardware is 316 stainless steel
- Adjustable side to side movement
- Low voltage electrical for sensor and solenoid
- Compressed air required for this feature



# Beanstalk Blaster


IP Product ID: IPEB300000



Interactive  
Play



Alternate colors and theming available



Watch Lively Social Play

## Water Effects + Play Features



### Interactive

- Press the button to launch an air-powered stream across the pool deck. Kids can aim and control the water flow by adjusting the handle's height and pivoting it side to side for dynamic fun.

## Water Feature Specifications

Details	
Dimensions	29" x 29" x 96"
Water Requirements	5 GPM @ 3.5 psi
Air Requirements	5 CFM @ 40 psi
Cycle Frequency	8 seconds
Blaster Range	40 ft
Mounting	8 mounting holes for 1/2 in anchors

## Construction Details

- Constructed of stainless steel
- UV and corrosion resistant coating
- Assembly hardware is 316 stainless steel
- Adjustable side to side movement
- Low voltage electrical for sensor and solenoid
- Compressed air required for this feature

# Rain Maker

IP Product ID:



Interactive  
Play



Alternate colors and theming available



Watch Collaborative Play

## Water Effects + Play Features



### Interactive

- The Rain Maker operates by having kids rock an activation handle in a see-saw motion, which pumps air into bellows beneath. A light bar displays the charging status, and when fully charged, an air burst propels water into the air.

## Water Feature Specifications

Details	
Dimensions	64" x 40" x 111"
Water Requirements	24 GPM @ 4 psi
Air Requirements	1.5 CFM @ 90 psi
Cycle Frequency	~ 20 seconds
Max Geyser Height	100 ft
Mounting	4x 1/2"-13 Wedge Anchors


## Construction Details

- Constructed of stainless steel
- UV and corrosion resistant coating
- Assembly hardware is 316 stainless steel
- Low voltage electrical for sensor, solenoid, and light bar
- Compressed air required for this feature, air reserve tank is contained within feature base
- Cycle time, air and water requirements can all be adjusted




# Puddle Juggle

IP Product ID:



Alternate colors and theming available



Watch Tactile Water Play

## Water Effects + Play Features



### Interactive

- Kids push the light-up sensor button to release water from the top nozzle, causing the teeter-totter to sway right to left for fun, motor skill-building effects.

## Water Feature Specifications

Details	
Dimensions	54" x 34" x 8"
Water Requirements	5 GPM @ 1.7 psi
Cycle Frequency	1 second
Mounting	4x 1/2" Bolts

## Construction Details

- Constructed of stainless steel
- UV and corrosion resistant coating
- Assembly hardware is 316 stainless steel
- Low voltage electrical for sensor, solenoid, and light-up touch button

# Jet Stream


IP Product ID:



Interactive  
Play



Alternate colors and theming available



Watch Whimsical Water Spray

## Water Effects + Play Features



### Interactive

- A button press activates five powerful water jets that shoot directly into the pool below.

## Water Feature Specifications

Details	
Dimensions	15" x 48" x 92"
Water Requirements	10 GPM @ 3.5 psi
Cycle Frequency	2.5 seconds
Mounting	8 mounting holes for 1/2 in anchors

## Construction Details

- Constructed of stainless steel
- UV and corrosion resistant coating
- Assembly hardware is 316 stainless steel
- Low voltage electrical for sensor and solenoid.





Alternate colors and theming available



Whimsical Water Spray

## Water Effects + Play Features



### Interactive

- This kid-activated water feature uses a pull rope to release water from a sweeping pipe through a fan nozzle, creating a 120-degree spray that cascades several feet.

## Water Feature Specifications

Details	
Dimensions	12" x 12" x 60"
Water Requirements	5 GPM @ 2.2 psi
Cycle Frequency	2.5 seconds
Mounting	4 1/2" Bolts

## Construction Details

- Constructed of stainless steel
- UV and corrosion resistant coating
- Assembly hardware is 316 stainless steel
- Low voltage electrical for sensor and solenoid.
- Nozzle is cast bronze
- Premium pull rope for trigger



Alternate colors and theming available



Whimsical Water Spray

## Water Effects + Play Features



### Interactive

- A hand wave within an eight-inch range activates each nozzle’s digital proximity sensor, allowing kids to control water flow for immersive play.

## Water Feature Specifications

Details	
Dimensions	26" x 12" x 35"
Water Requirements	5 GPM @ 1.7 psi
Cycle Frequency	1 second
Mounting	4 1/2" Bolts

## Construction Details

- Constructed of stainless steel
- UV and corrosion resistant coating
- Assembly hardware is 316 stainless steel
- Durable plastic proximity sensor with a range of about 8 inches.
- Low voltage electrical for sensor and solenoid.



# White Wash

IP Product ID:



Alternate colors and theming available



## Water Effects + Play Features



### Interactive

- Pulling a rope triggers a surge of water from an inverted showerhead nozzle, creating a rain-like play experience.

## Water Feature Specifications

Details	
Dimensions	12" x 12" x 63"
Water Requirements	5 GPM @ 2.2 psi
Cycle Frequency	2 seconds
Mounting	4 1/2" Bolts

## Construction Details

- Constructed of stainless steel
- UV and corrosion resistant coating
- Assembly hardware is 316 stainless steel
- Low voltage electrical for sensor and solenoid.
- Premium pull rope for trigger

# Three Tree

IP Product ID:



Alternate colors and theming available



Immersive Play

## Water Effects + Play Features



### Interactive

- A simple spin of the wheel activates an internal sensor that starts the water flow to the corresponding arm; kids can activate it by spinning in any direction, and the handwheel moves effortlessly for little ones.

## Water Feature Specifications

Details	
Dimensions	56" x 52" x 97"
Water Requirements	15 GPM @ 3.5 psi
Cycle Frequency	2 seconds
Mounting	8 mounting holes for 1/2" anchors

## Construction Details

- Constructed of stainless steel
- UV and corrosion resistant coating
- Assembly hardware is 316 stainless steel
- Low voltage electrical for sensor and solenoid.
- Handwheels are 304 stainless steel with easy-turn for kids of all ages

# Pour Over


IP Product ID:



Interactive  
Play



Alternate colors and theming available



Watch Playful Water Games

## Water Effects + Play Features



### Interactive

- The pull of the rope fills the clear cylinder on top, and then kids lift the lever to let the water flow – about 11 gallons of it!


## Water Feature Specifications

Details	
Dimensions	96" x 16" x 133"
Water Requirements	10 GPM @ 4.3 psi
Cycle Frequency	1 second
Mounting	8 mounting holes for 1/2" anchors


## Construction Details

- Constructed of stainless steel
- UV and corrosion resistant coating
- Assembly hardware is 316 stainless steel
- Low voltage electrical for sensor and solenoid.
- The water chamber is made from plexiglass





Alternate colors and theming available



Whimsical Water Effects

## Water Effects + Play Features



- As water flows from the fill spout, it turns the water wheel, which spins and directs cascades of water below.

## Water Feature Specifications

Details	
Dimensions	58" x 40" x 72"
Water Requirements	10 GPM @ 1.7 psi
Input Detail	static or timer input
Mounting	4x 1/2" Bolts

## Construction Details

- 304 stainless steel fill spout
- UHMW plastic bearing
- Fiberglass water cups
- Assembly hardware is 316 stainless steel

# Water Bender

IP Product ID:



Alternate colors and theming available



Whimsical Water Effects

## Water Effects + Play Features



- This interactive water feature uses a push-button to release water at an impressive angle.

## Water Feature Specifications

Details	
Dimensions	15" x 48" x 92"
Water Requirements	10 GPM @ 3.5 psi
Cycle Frequency	2 seconds
Mounting	8x 1/2" Bolts

## Construction Details

- Constructed of stainless steel
- UV and corrosion resistant coating
- Assembly hardware is 316 stainless steel
- The push button is made from 304 stainless steel
- Low voltage electrical for sensor and solenoid.

# Sneaky Soaker

IP Product ID:



Alternate colors and theming available



Whimsical Water Effects



### Interactive

- A hand wave within an eight-inch range activates each nozzle’s digital proximity sensor, allowing kids to control water flow for immersive play.

### Water Feature Specifications

Details	
Dimensions	24" x 24" x 36"
Water Requirements	5 GPM @ 1.3 psi
Input Detail	3 seconds
Mounting	4x 1/2" Wedge Anchors

### Construction Details

- Fiberglass body
- Custom air brush design
- Plastic body proximity sensor with a range of about 3 feet
- 304 stainless steel nozzles



# Bail Out

IP Product ID:



Interactive  
Play



Alternate colors and theming available



Whimsical Water Effects

## Water Effects + Play Features



- Turning the handwheel fills a bucket with water, which can be tipped to release 6 quarts onto those below for a playful surprise.

## Water Feature Specifications

Details	
Dimensions	32" x 28 x 49"
Water Requirements	5 GPM @ 1.3 psi
Input Detail	spin wheel to trigger
Mounting	4x 1/2" Bolts

## Construction Details

- Constructed of stainless steel
- UV and corrosion resistant coating
- Assembly hardware is 316 stainless steel
- Handwheels are 304 stainless steel with easy-turn for kids of all ages

# Cloud Burst

IP Product ID:



Interactive  
Play



Alternate colors and theming available



Whimsical Water Effects

## Water Effects + Play Features



- Pressing a button activates this feature, releasing a cascade of water from the top arm's shower head in a playful burst of small streams.

## Water Feature Specifications

Details	
Dimensions	15" x 48" x 92"
Water Requirements	10 GPM @ 3.5 psi
Cycle Frequency	2 seconds
Mounting	8x 1/2" Bolts

## Construction Details

- Constructed of stainless steel
- UV and corrosion resistant coating
- Assembly hardware is 316 stainless steel
- Shower nozzle constructed from 304 stainless steel
- The push button is made from 304 stainless steel
- Low voltage electrical for sensor and solenoid.

# Wobble Neck

IP Product ID:



Alternate colors and theming available



Whimsical Water Effects

## Water Effects + Play Features



- This playful water feature lets kids channel their inner water wizards, just like with a garden hose. They can use their fingers to redirect the spray, sending water further creating fun water play opportunities.


## Water Feature Specifications

Details	
Dimensions	11" x 12" x 48"
Water Requirements	5 GPM @ 1.3 psi
Cycle Frequency	1 second
Mounting	4x 1/2" Bolts

## Construction Details

- Constructed of stainless steel
- UV and corrosion resistant coating
- Assembly hardware is 316 stainless steel
- Low voltage electrical for sensor and solenoid.
- Premium pull rope for trigger





Alternate colors and theming available



Cause & Effect Water Play

## Water Effects + Play Features



- Pull the lever to create an impressive spiral water spray effect from five nozzles on the arm.

## Water Feature Specifications

Details	
Dimensions	17" x 40" x 43"
Water Requirements	5 GPM @ 1.3 psi
Cycle Frequency	2 seconds
Mounting	8x 1/2" Bolts

## Construction Details

- Constructed of stainless steel
- UV and corrosion resistant coating
- Assembly hardware is 316 stainless steel
- Low voltage electrical for sensor and solenoid.

# Deck Bubbler


IP Product ID:



Interactive  
Play



Alternate colors and theming available



Cause & Effect Water Play

## Water Effects + Play Features



- Kids activate this feature by pulling a rope on the activation station. Once pulled, watch as nozzles installed on the deck shoot water upward, creating a refreshing surprise.

## Water Feature Specifications

Details	
Dimensions	11" x 11" x 39"
Water Requirements	5 GPM @ 1.3 psi
Cycle Frequency	3 seconds
Mounting	4x 1/2" Bolts

## Construction Details

- Constructed of stainless steel
- UV and corrosion resistant coating
- Assembly hardware is 316 stainless steel
- Low voltage electrical for sensor and solenoid.
- Premium pull rope for trigger

# Thump Pump


IP Product ID:



Interactive  
Play



Alternate colors and theming available



Watch Cause & Effect Water Play

## Water Effects + Play Features



### Interactive

- Pressing the Thump Pump releases a burst of air that erupts from a drain grate on the pool floor, creating an exhilarating splash reminiscent of a mine detonation.


## Water Feature Specifications

Details	
Dimensions	9" x 13" x 29"
Air Requirements	10 CFM @ 40 psi
Cycle Frequency	1.5 seconds
Mounting	4x 1/2" Bolts

## Construction Details

- Constructed of stainless steel
- UV and corrosion resistant coating
- Assembly hardware is 316 stainless steel
- Low voltage electrical for sensor and solenoid.





Alternate colors and theming available



Whimsical Water Effects

## Water Effects + Play Features



- As water flows from the fill spout, the Paddler's wheel spins, releasing a cascade from its elevated position and spraying water below the decks.

## Water Feature Specifications

Details	
Dimensions	72" x 33" x 83"
Water Requirements	10 GPM @ 1.7 psi
Input Detail	static or timer input
Mounting	4x 1/2" Bolt

## Construction Details

- Constructed of stainless steel
- UV and corrosion resistant coating
- Assembly hardware is 316 stainless steel
- Fiberglass water paddles